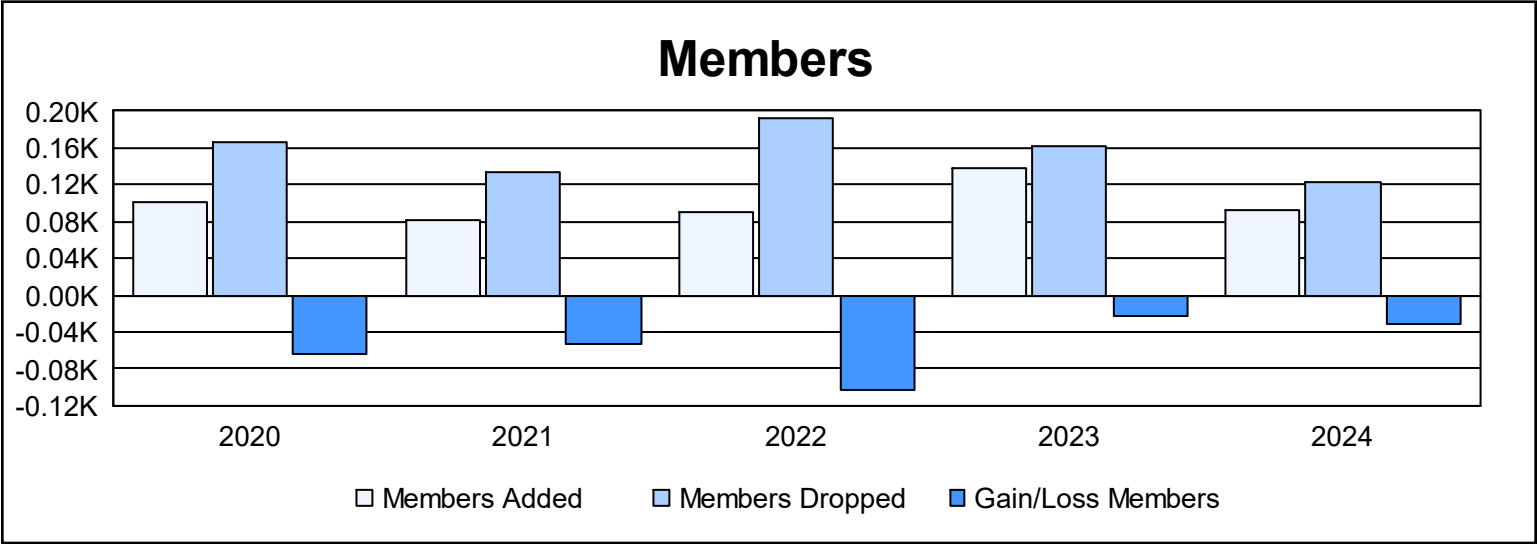
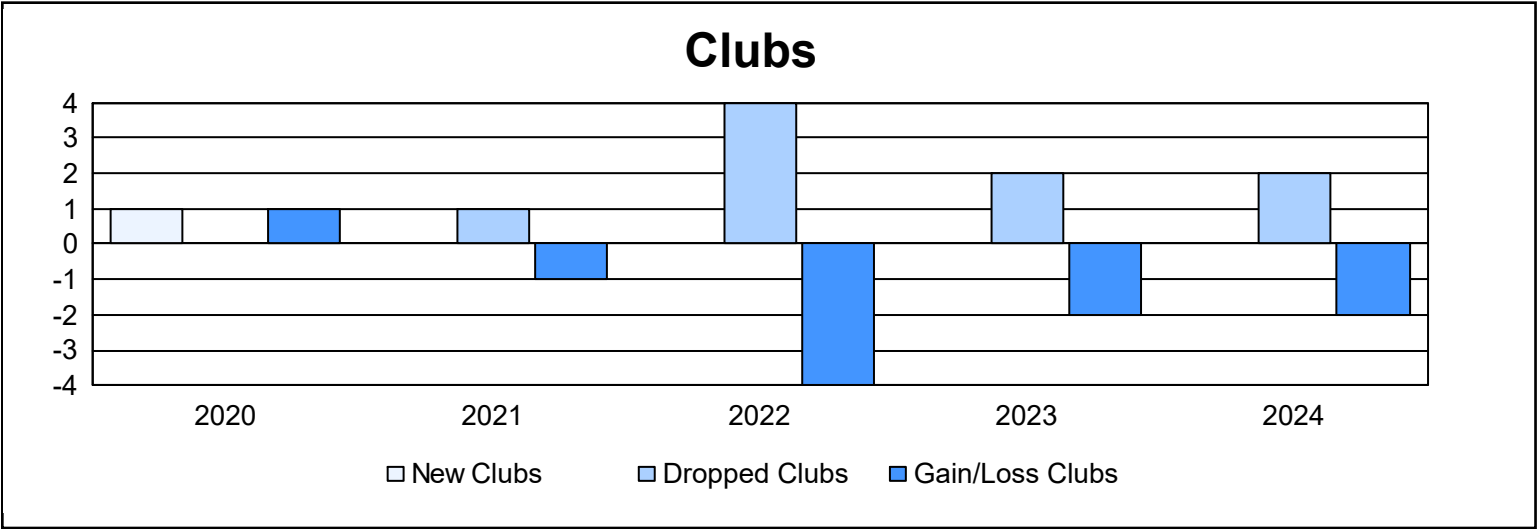
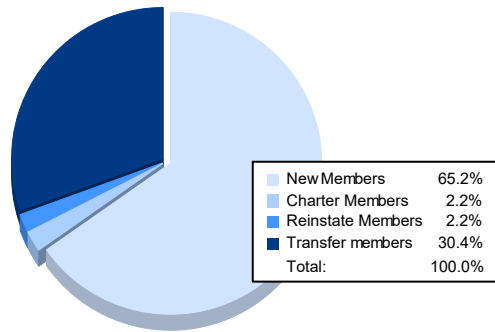


Year	New Clubs	Dropped Clubs	Gain/ Loss Clubs	New Members	Charter Members	Reinstate Members	Transfer Members	Total Member Added	Total Members Dropped	Gain/ Loss Members
2019-2020	1	0	1	53	45	2	1	101	166	-65
2020-2021	0	1	-1	67	2	7	6	82	134	-52
2021-2022	0	4	-4	74	1	12	3	90	193	-103
2022-2023	0	2	-2	104	0	2	33	139	162	-23
2023-2024	0	2	-2	60	2	2	28	92	123	-31
Average	0	2	-2	72	10	5	14	101	156	-55



### Membership Composition June 2024 Cumulative



### Gender Composition June 2024 Cumulative

